

# KLCI TRACKER FUND



## FUND OBJECTIVE

This Fund aims to provide investment results that closely correspond to the performance of the Kuala Lumpur Composite Index (KLCI) or such other index as may be substituted by Bursa Malaysia Securities Berhad.

## INVESTMENT STYLE

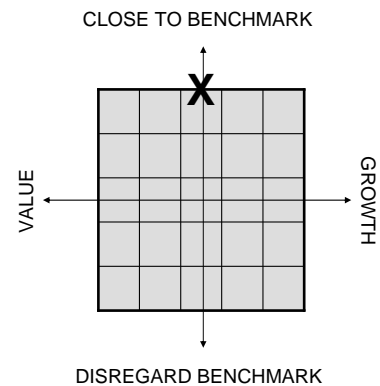
## REVIEW & OUTLOOK AS AT 31/03/2011

The first half of the month saw a lot of volatility in the Malaysian market due to the Mar 11 earthquake in Japan. However, the market managed to recover to end the month on a positive note. For the month, the FBM KLCI gained 54 points or 3.6% to close at 1,545 points. The broader index FBM EMAS gained 3.9% to 10,612 points. Smaller caps outperformed as the FBM Small Cap rallied 4.7% to 12,996 points. Among regional bourses, India and Korea markets posted the strongest gains whilst the Japan market declined.

On the local corporate front, there continued to be activity in mergers and acquisition (M&A). Tycoon Tan Sri Vincent Tan proposed to privatize Berjaya Retail, barely seven months after its listing. Tenaga Nasional Bhd acquired 66.5m Integrex Berhad shares, representing a 22.12% equity interest for a total consideration of RM106.5m or RM1.60 per Integrex share.

During its March policy meeting, Bank Negara Malaysia (BNM) raised the statutory reserve requirement for banks to 2% from 1%. However, BNM left the overnight policy rate unchanged at 2.75%.

Tracker Fund's NAV grew by 3.7%, outperforming its benchmark, FBM KLCI's increase of 3.6%.



## FUND MANAGER

Lim Suet Ling, Chief Executive Officer of UOB-OSK Asset Management Sdn Bhd. She graduated with a Bachelor of Business Administration (Hons) from the National University of Singapore and is also a Chartered Financial Analyst. She has 19 years' experience in the industry, and has particular expertise in Malaysian and Asia ex-Japan equities. Her mandates have been wide ranging with varying investment styles and focus. She has held senior positions including the Malaysia Equity Team Head and has been the portfolio manager of several award winning funds in both Malaysia and Singapore. She was promoted to Executive Director and CEO of UOB-OSK AM in 2005 to oversee the growth of the firm. Prior to her appointment, she was an Associate Director of UOB Asset Management Ltd. Suet Ling holds the Fund Manager's Representative license from the Securities Commission.

Based on the fund's portfolio returns as at 15 March 2011, the Volatility Factor (VF) for this fund is 16.9 and is classified as "High". (source: Lipper) "High" includes funds with VF that are above 15.5 but not more than 18.6 (source: Lipper). The VF means there is a possibility for the fund in generating an upside return or downside return around this VF. The Volatility Class (VC) is assigned by Lipper based on quintile ranks of VF for qualified funds. VF is subject to monthly revision and VC will be revised every six months. The fund's portfolio may have changed since this date and there is no guarantee that the fund will continue to have the same VF or VC in the future. Presently, only funds launched in the market for at least 36 months will display the VF and its VC.

Investors are advised to read and understand the contents of the Master Prospectus dated 17 August 2010 which has been registered with the Securities Commission who takes no responsibility for its contents before investing. Amongst others, investors should consider the fees and charges involved. Investors should also note that the price of units and distributions payable, if any, may go down as well as up. Any issue of units to which the Master Prospectus relates will only be made on receipt of a form of application referred to in the Master Prospectus. A copy of Master Prospectus can be obtained from any of our offices.

The Manager wishes to highlight the specific risks for the Fund are the Bursa Malaysia market volatility and equity investment risks such as market risk and particular security risk. These risks and other general risks are elaborated in the Master Prospectus.

This factsheet is prepared for information purposes only. It does not have regard to the specific investment objectives, financial situation and the particular needs of any specific person who may receive it. Past performance is not necessarily a guide to future performance. Returns may vary from year to year.

# KLCI TRACKER FUND

Date 31/03/2011

## FUND INFORMATION

Launch date	03/04/2000
Fund category ( as per Lipper)	Equity Malaysia
Fund type	Index Tracking Fund
Fund Size in RM	RM 26.72 million
Launch price	RM0.50
Initial investment	RM1,000
Subsequent investment	RM100
Transaction Fee for sales transactions	Up to 1.0% of investment amount
Transaction Fee for repurchase transactions	1.0% of redemption amount
Sales charge	None
Annual management fee	1.5% of NAV
Annual expense ratio as at 31/03/10	1.65%
EPF investment scheme	Yes
Specific Risk	(i) Bursa Malaysia market volatility (ii) Equities investment risk such as Market risk & Particular security risk

## RISK AS AT END 31/03/2011

3-YEAR Annualized Volatility	16.24
3-YEAR Annualized Sharpe Ratio	0.35
HSBC Risk Classification	4

3-YEAR VOLATILITY AND SHARPE RATIO FIGURES ARE BASED ON NAV PRICES, ADJUSTED FOR DIVIDENDS RE-INVESTED AND IN MYR.  
Source: Lipper

## FUNDS NAV AS AT END 31/03/2011

52-Week High	0.8435
52-Week Low	0.6643

## TRAILING RETURNS

	1 MTH	3 MTH	6 MTH	1 YR	3 YR	5 YR
Absolute Returns To Date (%)	3.71	1.94	6.11	18.19	29.49	90.04
Annualized Returns To Date (%)	-	-	-	18.19	9.00	13.69

PERFORMANCE FIGURES ARE BASED ON NAV TO NAV PRICES, DIVIDENDS RE-INVESTED IN MYR  
Source: Lipper

## CALENDAR YEAR RETURNS

	2006	2007	2008	2009	2010
KLCI Tracker(%)	22.33	33.38	-37.24	45.75	20.57
FBM KLCI (%)	21.83	31.82	-39.33	45.17	19.34

PERFORMANCE FIGURES ARE BASED ON NAV TO NAV PRICES, DIVIDENDS RE-INVESTED IN MYR.  
Source: OSK-UOB Unit Trust Management Berhad

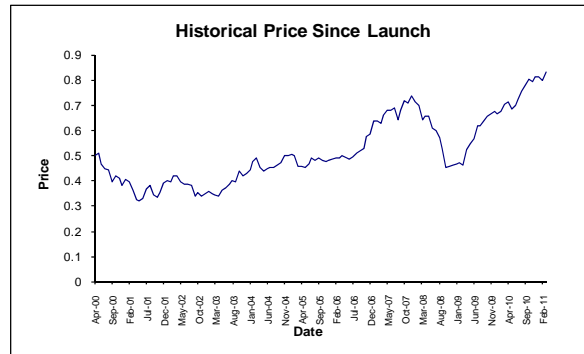
## TOP 10 HOLDINGS AS AT END 31/03/2011

	% OF FUND
MALAYAN BANKING BHD	9.81
PUBLIC BANK BHD	9.26
CIMB GROUP HOLDINGS BHD	9.14
SIME DARBY BHD	8.30
GENTING BHD	6.08
AXIATA GROUP BERHAD	6.02
IOI CORPORATION BHD	5.71
TENAGA NASIONAL BHD	5.02
PETRONAS CHEMICALS GROUP BHD	3.45
DIGI.COM BHD	3.31
(Top 10 Holdings % of Shareholder)	

No of stocks Holdings      30 stocks

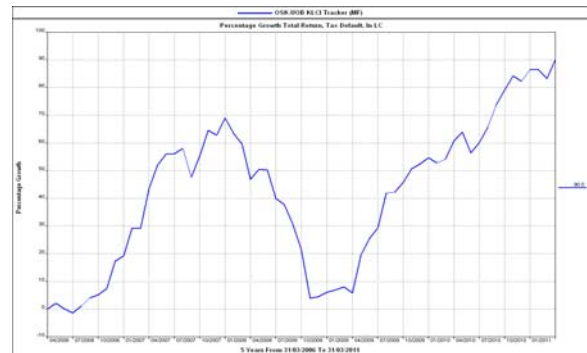
SOURCE: OSK-UOB Unit Trust Management Berhad

## HISTORICAL PRICE FUND SINCE LAUNCH



NAV line chart (based on NAV-to-NAV)

## PERFORMANCE OF FUND SINCE LAUNCH



Source: Lipper Hindsight

## SECTOR ALLOCATION

