

PRU *bond fund*



PRUDENTIAL
Fund Management



March 2011
As at 28 February
2011

FUND OBJECTIVE

Seeks to provide investors with a steady stream of income returns by investing principally in a portfolio of investment-grade fixed-income securities with exposure in non-investment grade fixed-income securities which yield above average returns.

REVIEW & OUTLOOK

The headline inflation increased to +2.4% yoy in January 2011, compared to +2.2% yoy in December 2010. This was driven mainly by higher increases in transport, food and non-alcoholic beverages due to the subsidy reduction on fuel and food by the Government.

There were two sovereign bond auctions in the month. The RM4.5 billion of 3.5 year MGS auction garnered an encouraging bid-to-cover ratio of 2.19 times at an average yield of 3.43% while the RM3.5 billion of 7.5 year MGII auction garnered an encouraging bid-to-cover ratio of 2.42 times at an average yield of 3.87%.

Month-on-month, 3-, 5- and 10-year sovereign bonds changed by +14bps, +1bps and +2bps to close at 3.35%, 3.40% and 4.05% respectively.

Trading in corporate bonds remains largely in selected quasi-government, AAA and AA bonds.

FUND MANAGER

Ilene Chong

Ilene Chong came on board Prudential Fund Management Berhad on 1st January 2008 as Head of Fixed Income. Prior to this, she was the Head of Fixed Income at Prudential Assurance Malaysia Berhad where she managed Fixed Income portfolios since 1997 and has more than 7 years of experience in actuarial work. Ilene holds a Bachelor of Science (Hons) degree from the University of Malaya, is professionally qualified as an Associate of the Society of Actuaries USA, as a CFA Charterholder of the CFA Institute USA and is also a member of the Persatuan Pasaran Kewangan Malaysia.

BENCHMARK

RAM quant shop MGS Medium Index
100%

We recommend that you read and understand the Prudential Master Prospectus before investing. To invest, obtain a current Master Prospectus & Application Form from the head office of Prudential Fund Management Berhad or any approved distributor. A copy of the Prudential Master Prospectus dated 15 July 2010 and Supplemental Master Prospectus dated 1 October 2010 have been registered and lodged with the Securities Commission, who takes no responsibility for its contents. There are fees and expenses involved in investing in the funds. We suggest that you consider these charges carefully prior to making an investment. Past performance and income distributions are not guaranteed and may not be reflective of future performance and income distributions. Unit prices and income distributions, if any, may fall and rise. In the event that there is a discrepancy of information between the fact sheet and the prospectus, the information in the Prospectus shall prevail.

PRU *bond fund*

PRUDENTIAL
Fund Management

March 2011
As at 28 February 2011

FUND INFORMATION

Launch date	29 May 2001
Fund category (as per Lipper Hindsight)	Bond General
Fund type	Bond / Income
Fund size	RM101,915,894.43
Launch price	RM0.5000
Initial investment (Lump Sum)	RM1000*
(Regular)	RM500*
Subsequent Investment (Lump Sum & Regular)	RM100*
Sales charge	NIL
Annual management fee	1.0% of NAV
Exit Fees	Nil
Annual Expense Ratio as at 31 December 2010 (source: Annual Report)	1.11%
EPF investment scheme	Yes

*OR SUCH AMOUNT WE MAY FROM TIME TO TIME DECIDE

RISK

	Value
3-YEAR annualized volatility	4.28
3-YEAR annualized sharpe ratio	-0.49
HSBC Risk Classification	2

FUND NAV

	NAV	Date
52-Week High	0.5974	28-Feb-11
52-Week Low	0.561	7-Apr-10

TRAILING RETURNS

	1mth	6mth	1yr	3yrs	5yrs
Absolute Returns to Date	0.45%	3.12%	5.47%	2.02%	10.60%
Annualized Returns to Date	-0.01%	1.20%	5.09%	4.24%	4.35%

Performance figures are sourced from Lipper Hindsight 5 and RAM quant shop MGS Bond Index, 28 February 2011

CALENDAR YEAR RETURNS

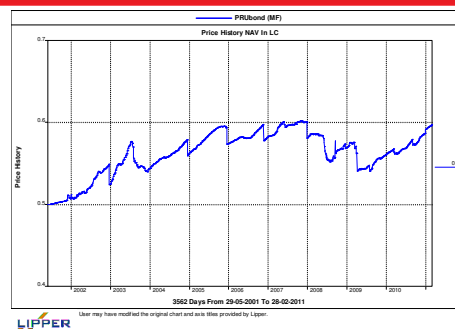
	2008	2009	2010
Fund	-2.00%	-1.40%	5.38%
Index	7.52%	1.51%	5.34%

TOP 10 HOLDINGS*

Special Port Vehicle Bhd	23.87
Malakoff Corporation Bhd	12.08
Konsortium Lebuhraya Utara-Timur (KI) Sdn Bhd	10.71
Ample Zone Bhd	8.08
RHB Bank Bhd	5.10
Export-Import Bank of Korea	5.07
Pengurusan Air Spv Bhd	3.94
Jimah Energy Ventures Sdn Bhd	3.53
National Bank Of Abu Dhabi	3.05
OCBC Bank (M) Bhd	3.02

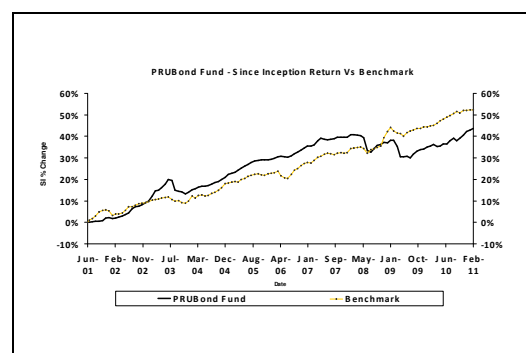
* as percentage of NAV

Chart 1: Historical Price of Fund Since Inception




Source: Lipper Hindsight 5 and , 28 February 2011

Chart 2: Performance of Fund Since Inception



Source: Lipper Hindsight 5 and RAM quant shop MGS Bond Index, 28 February 2011

SECTOR ALLOCATION*



* as percentage of NAV. Please note that asset exposures for the funds are subject to frequent change on a daily basis.

We recommend that you read and understand the Prudential Master Prospectus before investing. To invest, obtain a current Master Prospectus & Application Form from the head office of Prudential Fund Management Berhad or any approved distributor. A copy of the Prudential Master Prospectus dated 15 July 2010 and Supplemental Master Prospectus dated 1 October 2010 have been registered and lodged with the Securities Commission, who takes no responsibility for its contents. There are fees and expenses involved in investing in the funds. We suggest that you consider these charges carefully prior to making an investment. Past performance and income distributions are not guaranteed and may not be reflective of future performance and income distributions. Unit prices and income distributions, if any, may fall and rise. In the event that there is a discrepancy of information between the fact sheet and the prospectus, the information in the Prospectus shall prevail.