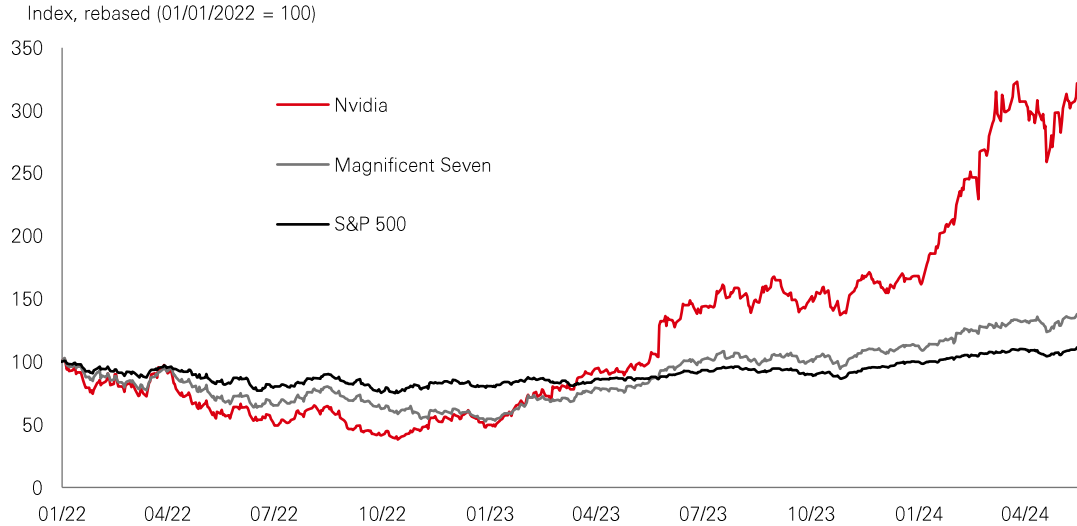




Investment Weekly

27 May 2024

Chart of the week – Unstoppable...for now



As US Q1 earnings season comes to an end, Nvidia's very strong results and guidance last week helped buoy overall S&P 500 performance, with the index pushing into fresh record territory. The results mattered given the company's outsized weight in the index following months of stellar gains. And it helps maintain investor confidence in the AI theme – a crucial market driver since early last year. **Many analysts now view tech profits as second only to tier-1 economic releases and Fed-speak in terms of their ability to influence broad market direction.**

In the near-term, as investors ride the wave of good earnings momentum, economic resilience and renewed confidence in a soft landing, stocks can continue to climb the 'wall of worry'. The trend is your friend, until it bends. Further down the line, sticky inflation, geopolitics, and growth cooling all feature on the list of possible concerns.

But the price you pay matters. Today, the Magnificent Seven's 12-month forward price-earnings (PE) ratio is 31x versus 18x for the rest of the S&P. Tech earnings growth expectations remain high (at around 20% for 2024 and 2025) and communication services make up over half of the overall index EPS growth. Therefore, at these valuations, investors remain vulnerable to a scenario where earnings in these sectors disappoint. And for the wider market, a Fed that keeps rates frozen heading into 2025 is still the key risk.

Chinese Equities →

Sectors that are leading the country's market higher

Macro Outlook →

Inflation trends and what lies ahead for the economy

Market Spotlight

Navigating 'higher for longer' in LatAm

Latin American nations were ahead of the curve in their response to inflation. But faced with the prospect of a potentially 'higher for longer' outlook in the US, some LatAm central bankers have had to tread more carefully.

At its last meeting earlier this month, Banco Central do Brasil eased the pace of cuts to 0.25%, from 0.50% at the prior six meetings. This came amid recent FX weakness (the real is down 6% year-to-date). And in Mexico, central bankers have been more constrained. Deep economic integration with the US, the peso's high liquidity, and domestic inflation pressures recently forced a pause in the cutting cycle. And in Chile, there's been an even more cautionary tale. Aggressive rate cuts in 2022 and 2023 opened the way for FX-induced inflation. That forced a rethink in early 2024, with much slower cutting expected from here.

Rapid disinflation and rate cuts propelled huge gains in Latin America's markets last year. But the slowdown in monetary policy easing – and subdued growth and earnings momentum in the region – may go some way in explaining this year's reversal in performance. Fed rate cuts are likely needed to reignite investor enthusiasm.

Hedge Funds →

More opportunities for finding alpha in 2024

The value of investments and any income from them can go down as well as up and investors may not get back the amount originally invested. Past performance does not predict future returns.

Source: HSBC Asset Management. Macrobond, Bloomberg. Data as at 11.00am UK time 24 May 2024.

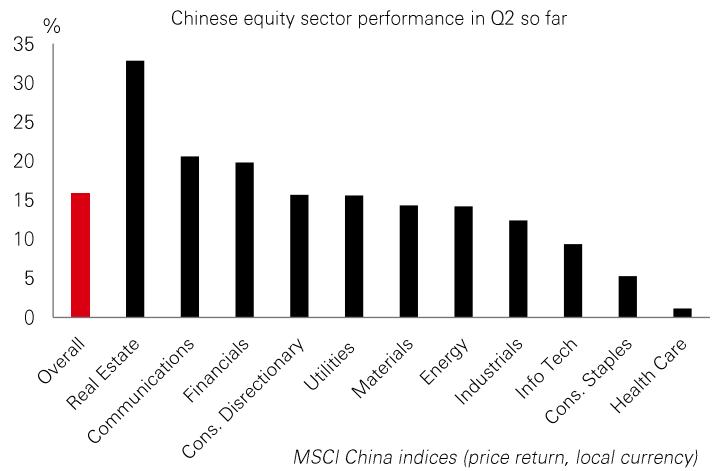
China stocks surge

Stock markets in mainland China and Hong Kong have rallied this year, with solid momentum in Q2 delivering one of the strongest performances in global equities.

One driver of the moves has been a package of government support ranging from broad fiscal expansion to highly targeted plans to boost shareholder protections. There has also been strategic backing for key sectors, including the ailing property market, where measures sparked a 34% surge in real estate stocks in Q2.

Elsewhere, signs of cyclical stabilisation have played well for financial stocks. And upbeat earnings growth in places has supported sectors such as communications services.

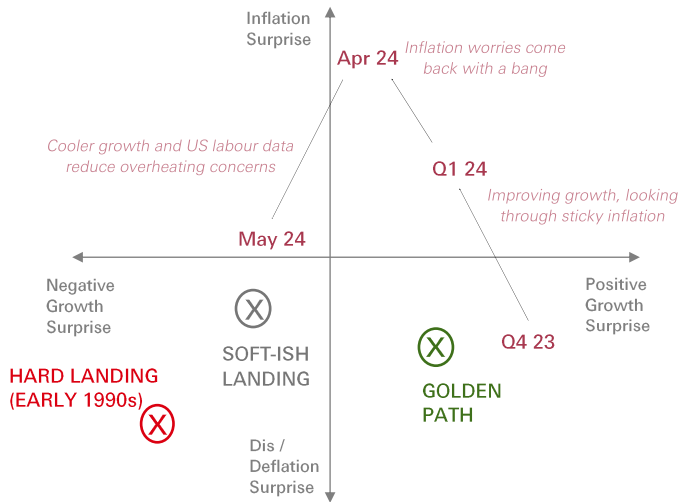
There are still headwinds. Mainland China's property market is still weak, and growth remains unbalanced, with overcapacity in some sectors, lingering deflationary pressure and low consumer sentiment.



Reading the economic tea leaves

Late last year, disinflation and positive growth hinted at the prospect of the softest of soft landings for the economy. But in Q1, a sequence of three hot inflation prints reframed expectations. And, by April, those worries – and the implication of higher for longer rates – came back with a bang, with government bond yields surging.

Recent data suggest the inflation surprise may now be ebbing, and that growth could be cooling down too. After this rotation through the quadrants, the question now is the extent to which the data go on to align with the three potential scenarios: a **hard landing**, a **softish landing**, or a more positive **golden path**. Despite uncertainty, with signs that growth is slowing, a softish landing remains the most likely course.

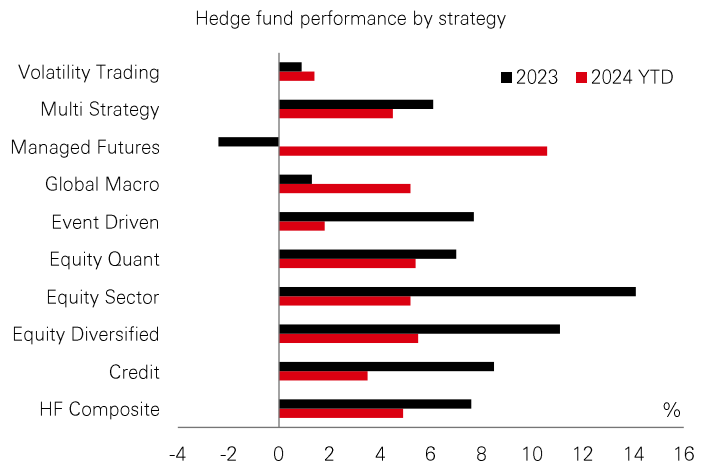


Hedging uncertain markets

Hedge funds have got off to a strong start in 2024, helped by supportive conditions in FX, equity and commodity markets. 'Trend following' strategies, such as Managed Futures – which pursue directional moves in markets – have been the strongest.

A key reason for this performance is that higher rates have caused wider dispersion in asset class and market performance. That means there has been a broader range of winners and losers, which is exactly what hedge funds need to achieve alpha returns.

Hedge fund specialists remain positive on the opportunity for discretionary macro managers in this environment. While rate cuts are expected later this year, managers are trading rates and, more generally, seeing relative value opportunities in both rates and commodities. There is also a positive view on Multi-Strategy and Multi-Manager Platforms, with quant and fundamentals-driven approaches performing well this year. **Against a backdrop of positive stock-bond correlations, and heightened geopolitical tensions, hedge funds have strong appeal as portfolio diversifiers** – though there is a need for careful manager selection.



Past performance does not predict future returns.

Source: HSBC Asset Management. Macrobond, Bloomberg. Data as at 11.00am UK time 24 May 2024.



Key Events and Data Releases

Last week

Date	Country	Indicator	Data as of	Actual	Prior
Mon. 20 May	CN	Loan Prime Rate (1yr)	May	3.45%	3.45%
Wed. 22 May	NZ	RBNZ Interest Rate Decision	May	5.50%	5.50%
	UK	CPI (y-o-y)	Apr	2.3%	3.2%
	US	Minutes of May FOMC meeting	May		
	ID	Indonesia Central Bank Interest Rate Decision	May	6.25%	6.25%
Thu. 23 May	IN	S&P Global Composite PMI	May (P)	61.7	61.5
	EZ	Eurozone HCOB Composite PMI	May (P)	52.3	51.7
	US	Composite PMI	May (P)	54.4	51.3
	MX	GDP (q-o-q)	Q1 (F)	0.3%	0.2% (P)
	TY	Turkish Central Bank Interest Rate Decision	May	50.00%	50.00%
Fri. 24 May	JP	Nationwide CPI ex fresh food & energy (y-o-y)	Apr	2.4%	2.9%

P – Preliminary, F – Final, Q – Quarter CN – China, NZ – New Zealand, ID – Indonesia, IN – India, MX – Mexico, TY – Turkey, JP – Japan

The week ahead

Date	Country	Indicator	Data as of	Survey	Prior
Mon. 27 May	EZ	Q1 Earnings			
	US/UK	US Memorial Day and UK Spring bank holiday. Financial markets are closed			
	GE	IFO Business Climate Index	May	90.3	89.4
Tue. 28 May	US	Conference Board Consumer Confidence Index	May	96.0	97.0
	US	S&P Case Shiller House Price Index, 20 major cities (mom)	Mar	0.3%	0.6%
Thu. 30 May	US	GDP (q-o-q annualised)	Q1	1.2%	1.6%
	US	Pending Home Sales (m-o-m)	Apr	0.5%	3.4%
Fri. 31 May	JP	Industrial Production (m-o-m)	Apr	1.7%	4.4%
	CN	Official Manufacturing PMI	May	50.4	50.4
	EZ	CPI (y-o-y)	May(P)	2.5%	2.4%
	IN	GDP (q-o-q annualised)	Q1 (S)	6.4%	8.4%
	US	Core PCE Deflator (y-o-y)	Apr	2.8%	2.8%

P – Preliminary, Q – Quarter, S – Second EZ – Eurozone, GE – Germany, JP – Japan, CN – China, IN – India

Source: HSBC Asset Management. Data as at 11.00am UK time 24 May 2024.



Risk asset sentiment cooled towards the end of last week despite some impressive Q1 results in the US and upbeat PMI surveys. Core government bonds sold off modestly on hawkish May FOMC minutes ahead of upcoming core PCE inflation data. Gilts underperformed US Treasuries following disappointing UK inflation data. US equities were mixed: the tech-heavy Nasdaq fared better than the S&P 500 and the rates-sensitive Russell 2000. The Euro Stoxx 50 index posted modest losses. Japan's Nikkei 225 fell, with 10yr JGB yields breaching 1% amid fears of lower BoJ JGB purchases. In EM, the Shanghai Composite eased on lingering concerns about the weak property sector. India's Sensex remained buoyed by the positive cyclical and structural outlook. In commodities, oil softened on an upside surprise in US crude inventories, while copper weakened. Gold fell on higher US real yields.

This document has been issued by The Hongkong and Shanghai Banking Corporation Limited (the "Bank") in the conduct of its regulated business in Hong Kong and may be distributed in other jurisdictions where its distribution is lawful. It is not intended for anyone other than the recipient. The contents of this document may not be reproduced or further distributed to any person or entity, whether in whole or in part, for any purpose. This document must not be distributed to the United States, Canada or Australia or to any other jurisdiction where its distribution is unlawful. All non-authorised reproduction or use of this document will be the responsibility of the user and may lead to legal proceedings.

This document has no contractual value and is not and should not be construed as an offer or the solicitation of an offer or a recommendation for the purchase or sale of any investment or subscribe for, or to participate in, any services. The Bank is not recommending or soliciting any action based on it.

The information stated and/or opinion(s) expressed in this document are provided by HSBC Global Asset Management Limited. We do not undertake any obligation to issue any further publications to you or update the contents of this document and such contents are subject to changes at any time without notice. They are expressed solely as general market information and/or commentary for general information purposes only and do not constitute investment advice or recommendation to buy or sell investments or guarantee of returns. The Bank has not been involved in the preparation of such information and opinion. The Bank makes no guarantee, representation or warranty and accepts no responsibility for the accuracy and/or completeness of the information and/or opinions contained in this document, including any third party information obtained from sources it believes to be reliable but which has not been independently verified. In no event will the Bank or HSBC Group be liable for any damages, losses or liabilities including without limitation, direct or indirect, special, incidental, consequential damages, losses or liabilities, in connection with your use of this document or your reliance on or use or inability to use the information contained in this document.

In case you have individual portfolios managed by HSBC Global Asset Management Limited, the views expressed in this document may not necessarily indicate current portfolios' composition. Individual portfolios managed by HSBC Global Asset Management Limited primarily reflect individual clients' objectives, risk preferences, time horizon, and market liquidity.

The information contained within this document has not been reviewed in the light of your personal circumstances. Please note that this information is neither intended to aid in decision making for legal, financial or other consulting questions, nor should it be the basis of any investment or other decisions. You should carefully consider whether any investment views and investment products are appropriate in view of your investment experience, objectives, financial resources and relevant circumstances. The investment decision is yours but you should not invest in any product unless the intermediary who sells it to you has explained to you that the product is suitable for you having regard to your financial situation, investment experience and investment objectives. The relevant product offering documents should be read for further details.

Some of the statements contained in this document may be considered forward-looking statements which provide current expectations or forecasts of future events. Such forward looking statements are not guarantees of future performance or events and involve risks and uncertainties. Such statements do not represent any one investment and are used for illustration purpose only. Customers are reminded that there can be no assurance that economic conditions described herein will remain in the future. Actual results may differ materially from those described in such forward-looking statements as a result of various factors. We can give no assurance that those expectations reflected in those forward-looking statements will prove to have been correct or come to fruition, and you are cautioned not to place undue reliance on such statements. We do not undertake any obligation to update the forward-looking statements contained herein, whether as a result of new information, future events or otherwise, or to update the reasons why actual results could differ from those projected in the forward-looking statements.

Investment involves risk. It is important to note that the capital value of investments and the income from them may go down as well as up and may become valueless and investors may not get back the amount originally invested. Past performance contained in this document is not a reliable indicator of future performance whilst any forecasts, projections and simulations contained herein should not be relied upon as an indication of future results. Past performance information may be out of date. For up-to-date information, please contact your Relationship Manager.

Investment in any market may be extremely volatile and subject to sudden fluctuations of varying magnitude due to a wide range of direct and indirect influences. Such characteristics can lead to considerable losses being incurred by those exposed to such markets. If an investment is withdrawn or terminated early, it may not return the full amount invested. In addition to the normal risks associated with investing, international investments may involve risk of capital loss from unfavourable fluctuations in currency values, from differences in generally accepted accounting principles or from economic or political instability in certain jurisdictions. Narrowly focused investments and smaller companies typically exhibit higher volatility. There is no guarantee of positive trading performance. Investments in emerging markets are by their nature higher risk and potentially more volatile than those inherent in some established markets. Economies in emerging markets generally are heavily dependent upon international trade and, accordingly, have been and may continue to be affected adversely by trade barriers, exchange controls, managed adjustments in relative currency values and other protectionist measures imposed or negotiated by the countries with which they trade. These economies also have been and may continue to be affected adversely by economic conditions in the countries in which they trade. Mutual fund investments are subject to market risks. You should read all scheme related documents carefully.

Copyright © The Hongkong and Shanghai Banking Corporation Limited 2024. All rights reserved. No part of this publication may be reproduced, stored in a retrieval system, or transmitted, on any form or by any means, electronic, mechanical, photocopying, recording, or otherwise, without the prior written permission of The Hongkong and Shanghai Banking Corporation Limited.

Issued by The Hongkong and Shanghai Banking Corporation Limited